

Specification Sheets

MV1

for use with 50mm-pitched and 60mm-pitched* t-slotted baseplates.
Maximum clamping force 0.75 tonne at 26ft.lb (35Nm) applied torque

MV3D

for use with 50mm-pitched and 60mm-pitched* t-slotted baseplates.
Maximum clamping force 1.0 tonne at 37ft.lb (50Nm) applied torque

MD60

for use with 60mm-pitched and 75mm-pitched* t-slotted baseplates.
Maximum clamping force 1.0 tonne at 37ft.lb (50Nm) applied torque

MD75











for use with 75mm-pitched t-slotted baseplates only.
Maximum clamping force 1.25 tonnes at 50ft.lb (68Nm) applied torque

MD100

for use with 50mm-pitched and 100mm-pitched t-slotted baseplates.
Maximum clamping force 2.0 tonnes at 70ft.lb (95Nm) applied torque

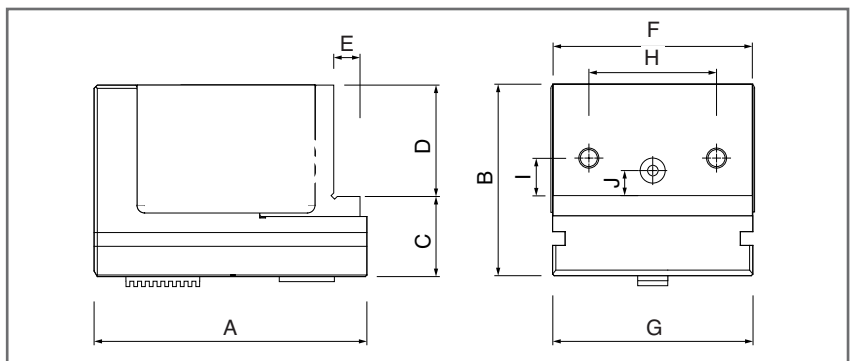
*Requires extended sideclamps, request x-suffix elements when ordering

Clamping Units











Clamp type	Top view	Underside	A	B	C	D	E	F	G	H	I	J	Stroke	Weight kg	Part number
MV1 Base fit: 50 60*			64	44	24	20	4.5	31.4	31.7	22	8 M4	5.5 M3	5.0	0.7	MV1.CB
			MV1.CC comprises: 1x basic clamp (MV1.CB), 2x sideclamp (MV1.SCA.SL), 1x loose rack (MV0.06), 1x set of workblades (MV1.WS)												1.3
MV3D Base fit: 50 60*			81	59.5	30	29.5	8	39.6	31.7	28	12 M4	8 M4	6.0	1.3	MV3D.CB
			MV3D.CC comprises: 1x basic clamp (MV3D.CB), 2x sideclamp (MV1.SCA.SL), 1x loose rack (MV0.06), 1x set of workblades (MD60.WS)												1.9
MD60 Base fit 60 75*			81	56.5	27	29.5	8	39.6	40	28	12 M4	8 M4	6.0	1.3	MD60.CB
			MD60.CC comprises: 1x basic clamp (MD60.CB), 2x sideclamp (MD60.SA.SS), 1x loose rack (MV0.06), 1x set of workblades (MD60.WS)												1.8
MD75 Base fit: 75			85	62.5	30	32.5	8	57.6	55.6	45	12 M5	10 M5	6.5	2.2	MD75.CB
			MD75.CC comprises: 1x basic clamp (MD75.CB), 2x sideclamp (MD75.SA.SS), 1x loose rack (MV0.06), 1x set of workblades (MD75.WS)												2.7
MD100 Base fit: 50 100			109	76.5	32	44.5	10.5	79.6	80	51	15 M8	10 M5	11.0	4.6	MD100.CB
			MD100.CC comprises: 1x basic clamp (MD100.CB), 2x sideclamp (MD100.SA.SL), 1x loose rack (MV0.06), 1x set of workblades (MD100.WS)												5.4

notes:

*Requires extended sideclamps. Add suffix 'X' to part number when ordering, e.g. MV1.CC becomes MV1.CCX to fit 60-series baseplates.



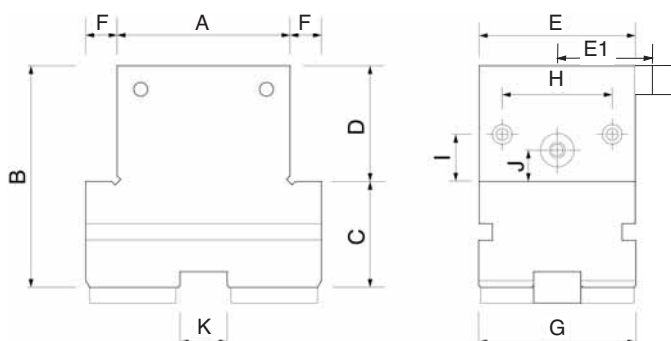
Locators : Standard

Locator type	Top view	Underside	A	B	C	D	E/E1	F	G	H	I	J	K	Weight kg	Part number
MV1 Base fit: 50 60*			42	44	24	20	31.4 17	6	31.7	22	8 M4	5.5 M3	12	0.6	MV1.40.42A
			MV1.LC.40.42 comprises: 1x basic locator (MV1.40.42A), 2x sideclamp (MV1.SCA.SS), 2x workblade set (MV1.WS), 2x End stop and spacer set (MV1.SS)											1.2	MV1.LC.40.42
MV3D Base fit: 50 60*			60	59.5	30	29.5	39.6 21	8	31.7	28	12 M4	8 M4	12	1.4	MV3D.40.60A
			MV3DLC.40.60 comprises: 1x basic locator (MV3D.40.60A), 2x sideclamp (MV1.SCA.SL), 2x workblade set (MD60.WS), 2x End stop and spacer set (MD60.SS)											2.0	MV3D.LC.40.60
MD60 Base fit 60 75*			44	56.5	27	29.5	39.6 21	8	40	28	12 M4	8 M4	12	0.9	MD60.210A
			MD60.LC.210 comprises: 1x basic locator (MD60.210A), 2x sideclamp (MD60.SA.SS), 2x workblade set (MD60.WS), 2x End stop and spacer set (MD60.SS)											1.4	MD60.LC.210
MD75 Base fit: 75			50	62.5	30	32.5	57.6 30	8	55.6	45	12 M5	10 M5	12	1.7	MD75.201A
			MD75.LC.201 comprises: 1x basic locator (MD75.201A), 2x sideclamp (MD75.SA.SS), 2x workblade set (MD75.WS), 2x End stop and spacer set (MD75.SS)											2.3	MD75.LC.201
MD100 Base fit: 50 100			50	76.5	32	44.5	79.6 41	11.5	80	51	15 M8	10 M5	12	3.0	MD100.200A
			MD100.LC.200 comprises: 1x basic locator (MD100.200A), 2x sideclamp (MD100.SA.SS), 2x workblade set (MD100.WS), 2x End stop and spacer set (MD100.SS)											3.8	MD100.LC.200

notes:

Basic locator includes tenons.

*Requires extended sideclamps. Add suffix 'X' to part number when ordering, e.g. MV1.CC becomes MV1.CCX to fit 60-series baseplates.



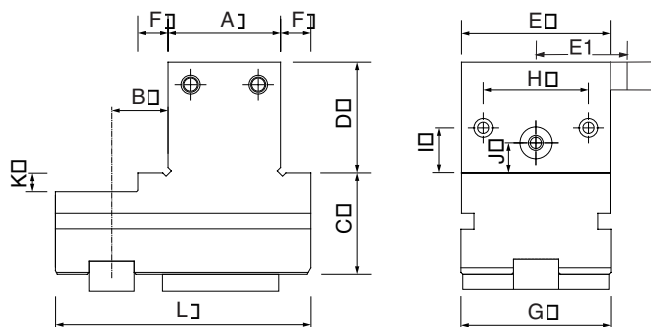
Locators : Offset/Edge

Locator type	Top view	Underside	A/L	B	C	D	E/E1	F	G	H	I	J	K	Weight kg	Part number
MV1 Base fit: 50 60*			25	0	24	20	31.4	6	31.7	22	8	5.5	5	0.4	MV1.40.25A
			50.5				17					M4	M3		
MV1.LC.40.25 comprises: 1x basic locator (MV1.40.25A), 2x sideclamp (MV1.SCA.SS), 2x workblade set (MV1.WS), 2x End stop and spacer set (MV1.SS)													1.0	MV1.LC.40.25	
MV3D Base fit: 50 60*			30	10	30	29.5	39.6	8	31.7	28	12	8	7	0.8	MV3D.40.30A
			63				21					M4	M4		
MV3D.60.40.30 comprises: 1x basic locator (MV3D.40.30A), 2x sideclamp (MV1.SCA.SL), 2x workblade set (MD60.WS), 2x End stop and spacer set (MD60.SS)													1.4	MV3D.LC.40.30	
MD60 Base fit 60 75*			30	15	27	29.5	39.6	8	40	28	12	8	5	1.0	MD60.221A
			68				21					M4	M4		
MD60.LC.221 comprises: 1x basic locator (MD60.221A), 2x sideclamp (MD60.SA.SS), 2x workblade set (MD60.WS), 2x End stop and spacer set (MD60.SS)													1.5	MD60.LC.221	
MD75 Base fit: 75			38	18.5	30	32.5	57.6	8	55.6	45	12	10	6	1.5	MD75.211A
			78.5				30					M5	M5		
MD75.LC.211 comprises: 1x basic locator (MD75.211A), 2x sideclamp (MD75.SA.SS), 2x workblade set (MD75.WS), 2x End stop and spacer set (MD75.SS)													2.1	MD75.LC.211	
MD100 Base fit: 50 100			50	0	32	44.5	79.6	11.5	80	51	15	10	6	3.4	MD100.210A
			86				41					M8	M5		
MD100.LC.210 comprises: 1x basic locator (MD100.210A), 2x sideclamp (MD100.SA.SS), 2x workblade set (MD100.WS), 2x End stop and spacer set (MD100.SS)													4.2	MD100.LC.210	









notes:

Basic locator includes tenons.

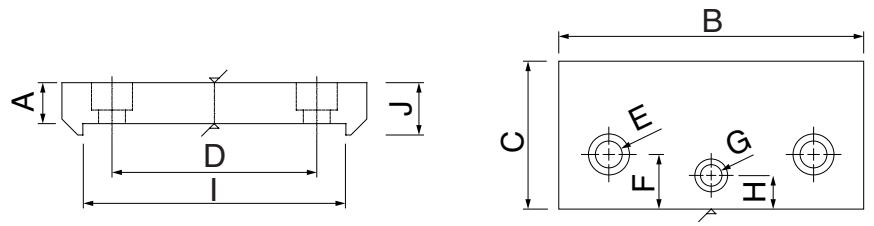
*Requires extended sideclamps. Add suffix 'X' to part number when ordering, e.g. MV1.CC becomes MV1.CCX to fit 60-series baseplates.












Plain Hard Facings, Rebated

Clamp/Locator type		A	B	C	D	E	F	G	H	I	J	Qty jaws incl	Qty screws incl	Weight kg	Part number	
MV1	not available	-	-	-	-	-	-	-	-	-	-	-	-	-	-	
MV1	not available	-	-	-	-	-	-	-	-	-	-	-	-	-	-	
MV3D		6	49	29.5	28	M4 csk	12	M4	8	39.6	8.5	-	1	2	0.07	MV3D.52.49A
MV3D		9	49	29.5	28	M4 cap	12	n/a	n/a	39.6	11.5	-	1	2	0.10	MV3D.53.49A
MD60		6	49	29.5	28	M4 csk	12	M4	8	39.6	8.5	-	1	2	0.07	MD60.420A
MD60		9	49	29.5	28	M4 cap	12	n/a	n/a	39.6	11.5	-	1	2	0.10	MD60.430A
MD75		6	67	32.5	45	M5 csk	12	M5	10	57.6	8.5	-	1	2	0.12	MD75.420A
MD75		9	67	32.5	45	M5 cap	12	n/a	n/a	57.6	11.5	-	1	2	0.15	MD75.430A
MD100		7.5	90	44.5	51	M8 csk	15	M5	10	79.6	10	-	1	2	0.24	MD100.420A
MD100		12	90	44.5	51	M8 cap	15	n/a	n/a	79.6	14.5	-	1	2	0.37	MD100.430A

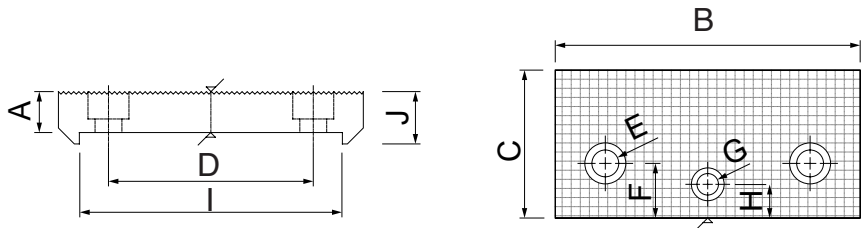
notes:
 All elements are supplied individually.
 Non-rebated facings for light-duty applications are available on request.



Serrated Hard Jaws, Rebated

Clamp/Locator type		A	B	C	D	E	F	G	H	I	J	Qty jaws incl	Qty screws incl	Weight kg	Part number	
MV1	not available	-	-	-	-	-	-	-	-	-	-	-	-	-	-	
MV1		8	39	20	22	M4 cap	8	n/a	n/a	31.4	10.5	-	1	2	0.05	MV1.53.40A
MV3D		6	49	29.5	28	M4 csk	12	M4	8	39.6	8.5	-	1	2	0.07	MV3D.30.49A
MV3D		9	49	29.5	28	M4 cap	12	n/a	n/a	39.6	11.5	-	1	2	0.10	MV3D.31.49A
MD60		6	49	29.5	28	M4 csk	12	M4	8	39.6	8.5	-	1	2	0.07	MD60.400A
MD60		9	49	29.5	28	M4 cap	12	n/a	n/a	39.6	11.5	-	1	2	0.10	MD60.410A
MD75		6	67	32.5	45	M5 csk	12	M5	10	57.6	8.5	-	1	2	0.12	MD75.400A
MD75		9	67	32.5	45	M5 cap	12	n/a	n/a	57.6	11.5	-	1	2	0.15	MD75.410A
MD100		7.5	90	44.5	51	M8 csk	15	M5	10	79.6	10	-	1	2	0.24	MD100.400A
MD100		12	90	44.5	51	M8 cap	15	n/a	n/a	79.6	14.5	-	1	2	0.37	MD100.410A

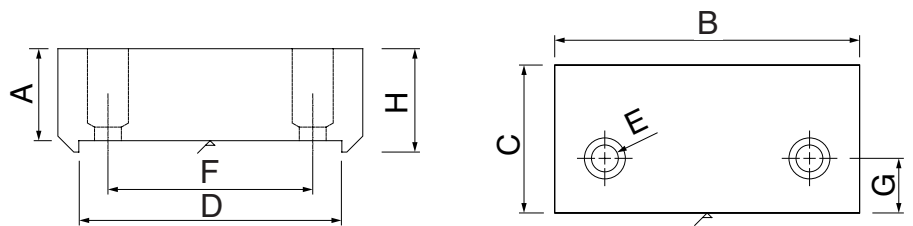
notes:
 All elements are supplied individually.
 Non-rebated facings for light-duty applications are available on request.



Soft Jaws, Rebated

Clamp/Locator type									Material	Qty jaws incl	Qty screws incl	Weight kg	Part number		
	A	B	C	D	E	F	G	H							
MV1			12.7	39	22	31.4	M4	22	8	15	Steel EN32B	1	2	0.10	MV1.50.40A
MV1			16.5	49	22	31.4	M4	22	8	19	Aluminium HE30	1	2	0.05	MV1.50.49A
MV3D			22.5	49	32	39.6	M4	28	12	25	Steel EN32B	1	2	0.20	MV3D.50.49A
MV3D			19.5	59	32	39.6	M4	28	12	22	Aluminium HE30	1	2	0.12	MV3D.50.59A
MD60			22.5	49	32	39.6	M4	28	12	25	Steel EN32B	1	2	0.20	MD60.460A
MD60			19.5	59	32	39.6	M4	28	12	22	Aluminium HE30	1	2	0.12	MD60.470A
MD75			22.5	67	35	57.6	M5	45	12	25	Steel EN32B	1	2	0.45	MD75.460A
MD75			22.5	74	35	57.6	M5	45	12	25	Aluminium HE30	1	2	0.16	MD75.470A
MD100			37.5	90	44.5	79.6	M8	51	15	40	Steel EN32B	1	2	1.10	MD100.460A
MD100			35.5	98	44.5	79.6	M8	51	15	40	Aluminium HE30	1	2	0.43	MD100.470A

notes:
All elements are supplied individually.

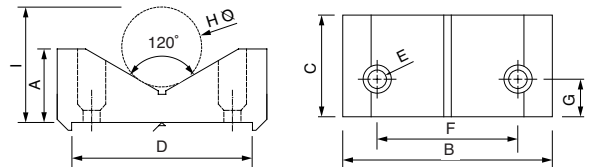


Vee Jaws, Rebated

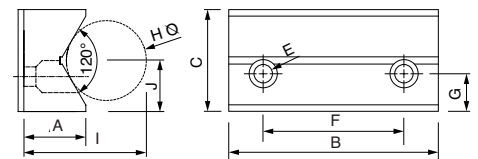
Clamp/Locator type		A	B	C	D	E	F	G	H	I	J	Hor (H) Vert (V)	Qty jaws incl	Qty screws incl	Weight kg	Part number
MV1		12.7	39	22	31.4	M4	22	8	20	29	11	H	1	2	0.08	MV1.51.HA
MV1		12.7	39	22	31.4	M4	22	8	20	29	n/a	V	1	2	0.08	MV1.51.VA
MV3D		15.5	49	31.5	39.6	M4	28	12	20	29	16	H	1	2	0.16	MV3D.51.HA
MV3D		15.5	49	31.5	39.6	M4	28	12	20	29	n/a	V	1	2	0.17	MV3D.51.VA
MD60		15.5	49	31.5	39.6	M4	28	12	20	29	16	H	1	2	0.16	MD60.440A
MD60		15.5	49	31.5	39.6	M4	28	12	20	29	n/a	V	1	2	0.17	MD60.450A
MD75		22.5	67	35	57.6	M5	45	12	20	35	17.5	H	1	2	0.34	MD75.440A
MD75		22.5	67	35	57.6	M5	45	12	20	35	n/a	V	1	2	0.37	MD75.450A
MD100		27	90	44.5	79.6	M8	51	15	35	53.5	22.25	H	1	2	0.69	MD100.440A
MD100		27	90	44.5	79.6	M8	51	15	35	53.5	n/a	V	1	2	0.74	MD100.450A

notes:
All elements are supplied individually.

Vertical



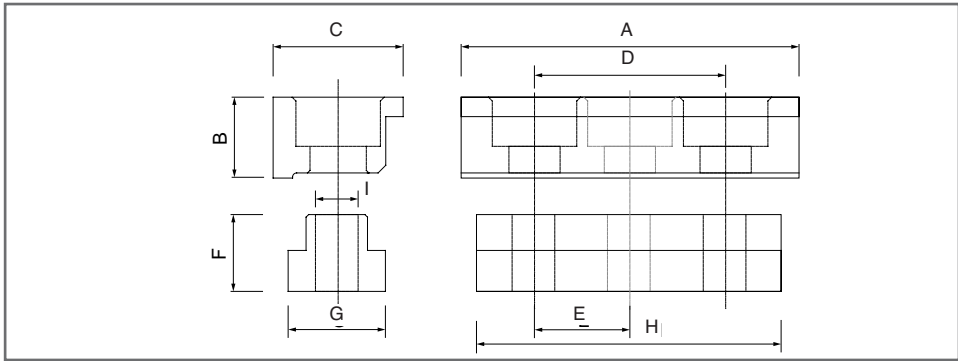
Horizontal











Sideclamps, Standard

Clamp/Locator type	Image	A	B	C	D	E	F	G	H	I	Recommended torque ft.lb(Nm)	Qty clamps incl	Qty screws incl	Weight kg	Part number	
MV1		52	15.8	25.4	30	n/a	15	19	52	M10	37 (50)	-	1	2	0.21	MV1.SCA.SM
MV1*		59.5	15.8	31.7	30	n/a	15	19	59.5	M10	37 (50)	-	1	2	0.3	MV1.SCA.SLX
MV3D		72	15.8	25.4	50	n/a	15	19	71	M10	37 (50)	-	1	2	0.3	MV3D.SCA.SL
MV3D		-	-	-	-	-	-	-	-	-	-	-	-	-	-	-
MD60		59.5	15.8	25.4	30	n/a	15	19	59.5	M10	37 (50)	-	1	2	0.25	MD60.SA.SS
MD60*		59.5	15.8	35.0	30	n/a	15	19	59.5	M10	37 (50)	-	1	2	0.33	MD60.SA.SX
MD75		66	15.8	25.4	37.5	n/a	15	19	65	M10	50 (68)	-	1	2	0.3	MD75.SA.SS
MD75	sideclamp not available as extended version	-	-	-	-	-	-	-	-	-	-	-	-	-	-	-
MD100		73	17.1	28.6	50	25	15	19	71	M10	50 (68)	-	1	3	0.38	MD100.SA.SS for use with MD100.200A and MD100.210A
MD100		86	17.1	28.6	50	25	15	19	71	M10	50 (68)	-	1	3	0.42	MD100.SA.SL for use with MD100.CB

notes:
 *Only for use when fitting clamping elements to optional baseplate pitch i.e. when mounting MV1 onto 60mm pitched bases, or when mounting MD60 onto 75mm pitched bases. All elements are supplied individually.

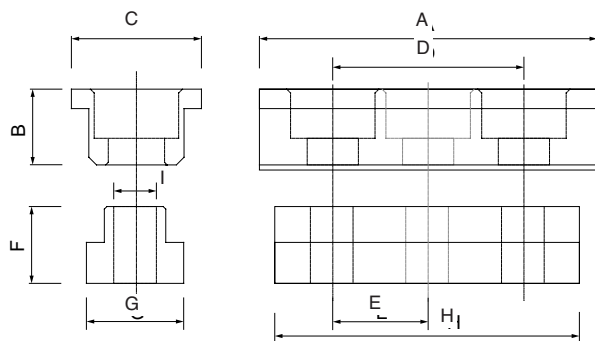


Sideclamps, Double-sided






Clamp/Locator type		A	B	C	D	E	F	G	H	I	Recommended torque ft.lb(Nm)	Qty jaws incl	Qty screws incl	Weight kg	Part number	
MV1		52	14.2	25.4	30	n/a	15	19	52	M10	37 (50)	-	1	2	0.21	MV1.SCA.DM
MV1*		59.5	14.8	34	30	n/a	15	19	59.5	M10	37 (50)	-	1	2	0.3	MV1.SCA.DLX
MV3D		72	15.8	25.4	50	n/a	15	19	71	M10	37 (50)	-	1	2	0.3	MV3D.SCA.DL
MV3D		-	-	-	-	-	-	-	-	-	-	-	-	-	-	-
MD60		59.5	14.8	25.4	30	n/a	15	19	59.5	M10	37 (50)	-	1	2	0.24	MD60.SA.D
MD60*		59.5	14.7	40	30	n/a	15	19	59.5	M10	37 (50)	-	1	2	0.35	MD60.SA.DX
MD75		66	14.7	25.4	37.5	n/a	15	19	65	M10	50 (68)	-	1	2	0.27	MD75.SA.DS
MD75	sideclamp not available as extended version	-	-	-	-	-	-	-	-	-	-	-	-	-	-	-
MD100		73	15.9	28.6	50	25	15	19	71	M10	50 (68)	-	1	3	0.34	MD100.SA.DS for use with MD100.200A and MD100.210A
MD100		86	15.9	28.6	50	25	15	19	71	M10	50 (68)	-	1	3	0.38	MD100.SA.DL for use with MD100.CB

notes:

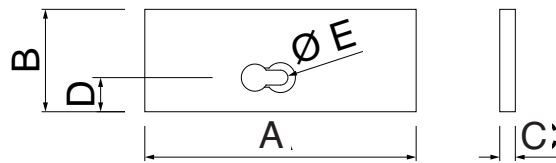
*Only for use when fitting clamping elements to optional baseplate pitch i.e. when mounting MV1 onto 60mm pitched bases, or when mounting MD60 onto 75mm pitched bases. All elements are supplied individually.













Workblades

Clamp/Locator type		A	B	C	D	E								Qty blades incl	Part number
MV1		31.5	12 15 18	3.17	5.75	M3	-	-	-	-	-	-	-	1	MV1.20.12
MV1		-	-	-	-	-	-	-	-	A set comprises one of each of the three standard heights, 12mm, 15mm, & 18mm.			3	MV1.WS	
MV3D		39.5	17 22 27	4.00	8.25	M4	-	-	-	-	-	-	-	1	MD60.300
MV3D		-	-	-	-	-	-	-	-	A set comprises one of each of the three standard heights, 17mm, 22mm, & 27mm.			3	MD60.WS	
MD60		39.5	17 22 27	4.00	8.25	M4	-	-	-	-	-	-	-	1	MD60.300
MD60		-	-	-	-	-	-	-	-	A set comprises one of each of the three standard heights, 17mm, 22mm, & 27mm.			3	MD60.WS	
MD75		57.5	22 27 30	4.00	10.2	M5	-	-	-	-	-	-	-	1	MD75.300
MD75		-	-	-	-	-	-	-	-	A set comprises one of each of the three standard heights, 22mm, 27mm, & 30mm.			3	MD75.WS	
MD100		79.5	22 30 40	4.00	10.2	M5	-	-	-	-	-	-	-	1	MD100.300
MD100		-	-	-	-	-	-	-	-	A set comprises one of each of the three standard heights, 22mm, 30mm, & 40mm.			3	MD100.WS	

notes:
All sizes of workblade are available individually, or in sets.



End Stops

Locator type		A	B	C	D	E	F	G					Qty stops incl	Qty screws incl	Weight kg	Part number
MV1		22	17	11.5	1.3	10.3	M5	M5 tap	-	-	-	-	1	0	-	MV0.40.20
MV1		36	30	11.5	1.3	10.3	M5	M5 tap	-	-	-	-	1	0	-	MV0.40.40
MV3D		22	17	11.5	1.2	10.2	M5	M5 tap	-	-	-	-	1	0	-	MD60.520
MV3D		36	30	11.5	1.2	10.2	M5	M5 tap	-	-	-	-	1	0	-	MD60.525
MD60		22	17	11.5	1.2	10.2	M5	M5 tap	-	-	-	-	1	0	-	MD60.520
MD60		36	30	11.5	1.2	10.2	M5	M5 tap	-	-	-	-	1	0	-	MD60.525
MD75		22	17	11.5	1.2	10.2	M5	M5 tap	-	-	-	-	1	0	-	MD60.520
MD75		36	30	11.5	1.2	10.2	M5	M5 tap	-	-	-	-	1	0	-	MD60.525
MD100		22	17	11.5	1.2	10.2	M5	M5 tap	-	-	-	-	1	0	-	MD60.520
MD100		36	30	11.5	1.2	10.2	M5	M5 tap	-	-	-	-	1	0	-	MD60.525

notes:
All elements are supplied individually.

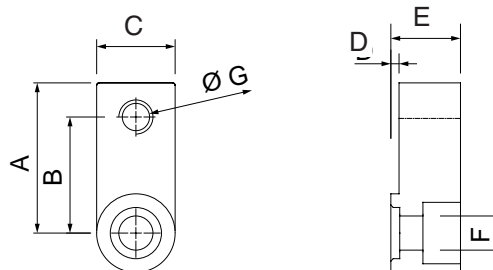









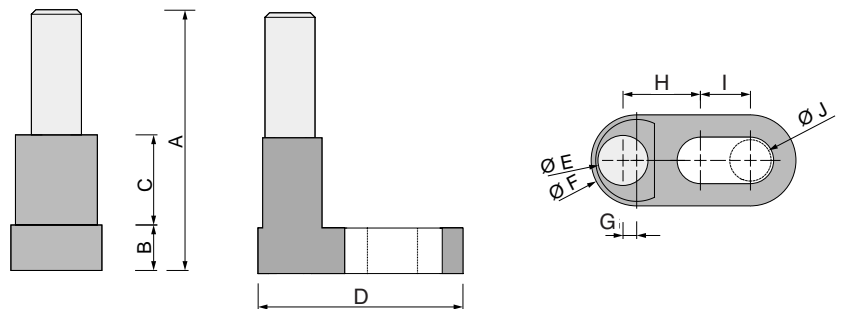


Table Work Supports

Clamp/Locator type		A	B	C	D	E	F	G	H	I	J	Qty support incl	Qty t-nut incl	Qty screws incl	Weight kg	Part number
MV1		24	10	5	45	18	20	3	14	11	M10	1	1	1	0.15	MV1.60A
		36	10	5	45	18	20	3	14	11	M10	1	1	1	0.17	MV1.61A
		39	10	5	45	18	20	3	14	11	M10	1	1	1	0.18	MV1.62A
		42	10	20	45	18	20	3	14	11	M10	1	1	1	0.18	MV1.63A
MV1	adjustable version not available	-	-	-	-	-	-	-	-	-	-	-	-	-	-	-
MV3D		30	10	5	45	18	20	3	14	11	M10	1	1	1	0.15	MV3D.60A
		47	10	20	45	18	20	3	14	11	M10	1	1	1	0.17	MV3D.61A
		52	10	20	45	18	20	3	14	11	M10	1	1	1	0.18	MV3D.62A
		57	10	20	45	18	20	3	14	11	M10	1	1	1	0.18	MV3D.63A
MV3D		47 to 57	10	20	45	18	20	3	14	11	M10	1	1	1	0.17	MV3D.64A
MD60		27	10	5	45	18	20	3	14	11	M10	1	1	1	0.15	MD60.360A
		44	10	20	45	18	20	3	14	11	M10	1	1	1	0.16	MD60.370A
		49	10	20	45	18	20	3	14	11	M10	1	1	1	0.17	MD60.380A
		54	10	20	45	18	20	3	14	11	M10	1	1	1	0.18	MD60.390A
MD60		44 to 54	10	20	45	18	20	3	14	11	M10	1	1	1	0.17	MD60.365A
MD75		30	10	5	45	18	20	3	14	11	M10	1	1	1	0.15	MD75.360A
		52	10	20	45	18	20	3	14	11	M10	1	1	1	0.17	MD75.370A
		57	10	20	45	18	20	3	14	11	M10	1	1	1	0.18	MD75.380A
		60	10	20	45	18	20	3	14	11	M10	1	1	1	0.18	MD75.390A
MD75		52 to 60	10	20	45	18	20	3	14	11	M10	1	1	1	0.17	MD75.365A
MD100		32	10	5	45	18	20	3	14	11	M10	1	1	1	0.15	MD100.360A
		54	10	20	45	18	20	3	14	11	M10	1	1	1	0.17	MD100.370A
		62	10	20	45	18	20	3	14	11	M10	1	1	1	0.18	MD100.380A
		72	10	20	45	18	20	3	14	11	M10	1	1	1	0.19	MD100.390A
MD100		54 to 72	10	20	45	18	20	3	14	11	M10	1	1	1	0.17	MD100.365A

notes:
 All elements are supplied individually.
 Items supplied may differ slightly from items shown.



Reference Baseplates

T-slot pitch

We have four types of baseplates to choose from, t-slots at 50, 60, 75, or 100mm pitch.

You choose the size of baseplate and the orientation of t-slots to suit your machine.

X min/max
Y min/max
Z (X < 1000)
Z (X > 1000)
A B C
T-slot X or Y
T-slot X & Y
Weight kg
Part number


x = length y = width

Y=yes, N=no, O=optional

50-series
for use with:
MV1
MV3D
MD100



60-series
for use with:
MD60
MV1*



75-series
for use with:
MD75
MD60*



100-series
for use with:
MD100

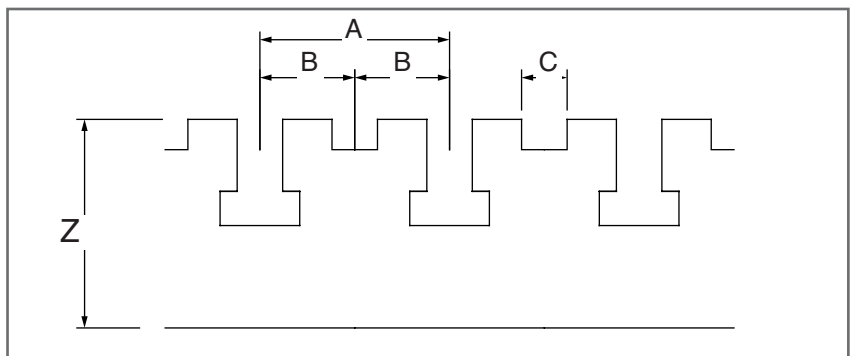


300 1450	200 650	55	65	50	25	12	Y	N	-	to order
300	200	55	-	50	25	12	Y	N	19	MVB.3020
300 1440	180 660	55	65	60	30	12	Y	N	-	to order
360	240	55	-	60	30	12	Y	N	29	MDB.3624
300 1425	225 675	55	65	75	37.5	12	Y	O	-	to order
450	300	55	-	75	37.5	12	Y	Y	43	MDB75.4530T
400 1400	300 600	55	65	100	50	12	Y	O	-	to order
600	400	55	-	100	50	12	Y	Y	80	MDB100.6040T

notes:

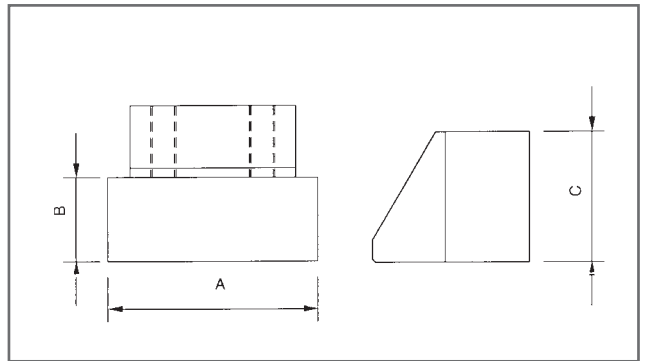
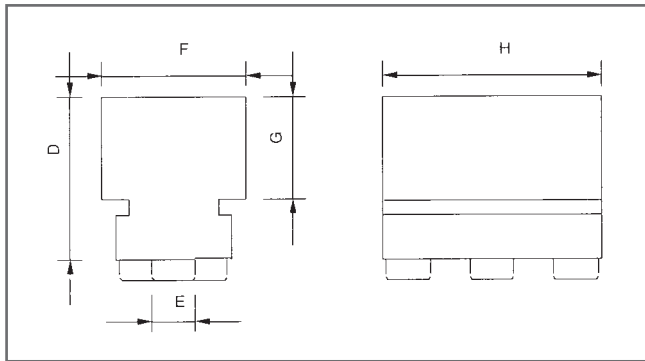
*Requires extended sideclamps. Add suffix 'X' to part number when ordering, e.g. MV1.CC becomes MV1.CCX to fit 60-series baseplates.

The baseplates illustrated are typical examples and do not necessarily represent the particular sizes quoted.






Soft Jaw Sets: Locators & Sliding Jaws

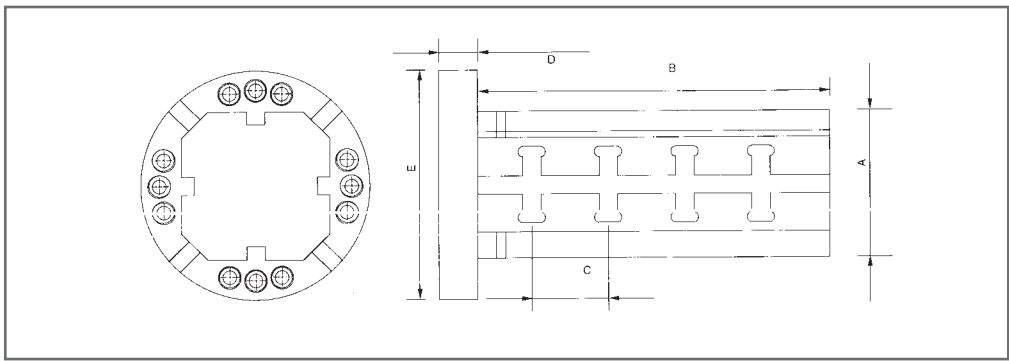
Clamp/Locator type			notes:										Qty jaws incl	Qty screws incl	Weight kg S/A*	Part number
			A	B	C	D	E	F	G	H						
MV1			40	16	24.75	-	-	-	-	-	-	-	-	-	0.2/ 0.06	MV1.660* Soft Sliding Jaw
MV1			-	-	-	44.75	12	40	26.65	60	-	-	-	-	-	MV1.650* Soft Locator
MV3D	not available		-	-	-	-	-	-	-	-	-	-	-	-	-	-
MV3D	not available		-	-	-	-	-	-	-	-	-	-	-	-	-	-
MD60			50	22	39	-	-	-	-	-	-	-	-	0.5/ 0.2	MD60.660* Soft Sliding Jaw	
MD60			-	-	-	59	12	50	39.9	60	-	-	-	1.3 /0.5	MD60.650* Soft Locator	
MD75			63.5	22	39.75	-	-	-	-	-	-	-	-	0.6 /0.2	MD75.660* Soft Sliding Jaw	
MD75			-	-	-	62.75	12	63.5	43.75	63.5	-	-	-	2 /0.7	MD75.650*	
MD100			88.9	32.15	54.5	-	-	-	-	-	-	-	-	1.8 /0.6	MD100.660* Soft Sliding Jaw	
MD100			-	-	-	77.5	12	88.9	56.4	88.9	-	-	-	4 /1.6	MD100.650* Soft Locator	













RotoLoc12™ : Core Units & Face Plates

T-slot pitch		A	B	C	D	E	Weight kg	Part number
50-series for use with: MV1 MV3D*		72	180	50	30	180	9	to order RL50.ST
60-series for use with: MD60 Only		80	200	50	30	180	11	to order RL60.ST
75-series for use with: MD75 Only		96	230	50	30	180	15	to order RL75.ST
100-series for use with: MD100	not available	-	-	-	-	-	-	-

notes:
Face Plates are customised to suit your indexer/full CNC rotary table. All items are available separately.

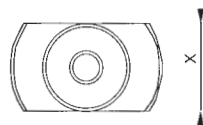
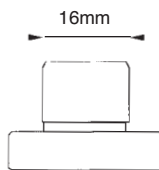


Common Accessories

Description	Image	Height										Qty items incl		Qty screws incl		Weight kg	Part number
		1	2	3	4	5	6	7	8	9	10	1	2	1	2		
Fixed Rack		-	-	-	-	-	-	-	-	-	-	-	-	1	0	-	MV0.01
Loose Rack		-	-	-	-	-	-	-	-	-	-	-	-	1	0	-	MV0.06
Spacer		5	11	-	-	-	-	-	-	-	-	-	-	1	0	-	MV0.41.05
Spacer		10	11	-	-	-	-	-	-	-	-	-	-	1	0	-	MV0.41.10
Spacer		15	11	-	-	-	-	-	-	-	-	-	-	1	0	-	MV0.41.15
Reducer		10	9a/f	-	-	-	-	-	-	-	-	-	-	1	0	-	MV0.42.05
RotoLoc12 Side Clamp (Single-Sided)		-	-	-	-	-	-	-	-	-	-	-	-	1	1	-	RL.SA.SS
RotoLoc12 Side Clamp (Double-Sided)		-	-	-	-	-	-	-	-	-	-	-	-	1	1	-	RL.SA.DS
Short T-Nut (to go with the above)		-	-	34	-	-	-	-	-	-	-	-	-	1	1	-	MV0.20.34
Bore tenon adaptor (see below right)		-	-	-	-	-	-	-	-	-	-	-	-	-	-	-	MV0.15.X

notes:

The items listed above are common to all our clamping ranges. All elements can be supplied individually, or, in the case of spacers, in sets with relevant end stops.



- X=
- 12mm
 - 14mm
 - 16mm
 - 18mm
 - 20mm
 - 5/8"

This is secured with MV0.16 (Washer & Screw)
X dimension = T-Slot Width of your machine table

notes:

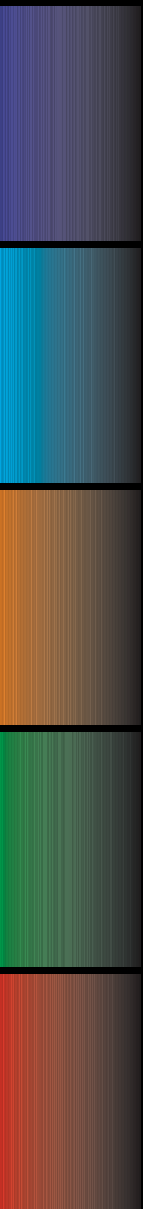


• We operate a free CAD design service to help you plan your purchase.

• We use MicroLoc extensively to manufacture itself, so we can talk with authority about its use.

• We have extensive stocks of spares for those 'unforeseen' eventualities, and you don't have to buy a complete clamp if you happen to damage a sliding jaw, for instance. Everything we manufacture is available individually.

• We operate a policy of continual improvement and therefore reserve the right to amend our product range without prior notice.



MicroLoc[®]
MicroLoc[®]
MicroLoc[®]
MicroLoc[®]



MicroLoc[®]

The Future of Workholding

MicroLoc[®]
MicroLoc[®]

Micron Workholding Limited, Nene Road, Bilton Industrial Park, Kimbolton, Cambridgeshire PE28 0LF UK
Tel: +44 (0)1480 861321 Fax: +44 (0)1480 861515
email: sales@microloc.com
web: www.microloc.com

MicroLoc[®] is a registered tradename of Micron Workholding Ltd.